









































# Heat Colors of Steel

2000° F		Bright Yellow		1090° C
1900° F		Dark Yellow		1040° C
1800° F		Orange Yellow		980° C
1700° F		Orange		930° C
1600° F		Orange Red		870° C
1500° F		Bright Cherry Red		820° C
1400° F		Red		760° C
1300° F		Medium Red		700° C
1200° F		Dull Red		650° C
1100° F		Slight Red		590° C
1000° F		Slight Red, Mostly Grey		540° C
800° F		Dark Grey		430° C
575° F		Blue		300° C
540° F		Dark Purple		280° C
520° F		Purple		270° C
500° F		Brown Purple		260° C
480° F		Brown		250° C
465° F		Dark Straw		240° C
445° F		Light Straw		230° C
390° F		Very Light Straw		200° C